



Page Index

- Summary	P.1
- Sketches	P.2 - P.2
- Materials	P.3 - P.6
- Sizes	P.7 - P.8
- Costing	P.9 - P.9

Members

- Owner	Techpacker
---------	------------

Style Info

- Units: Inches
- Sizes: 6, 7, 8, 9, 10, 11
- Sample Size: 8

Existing Versions

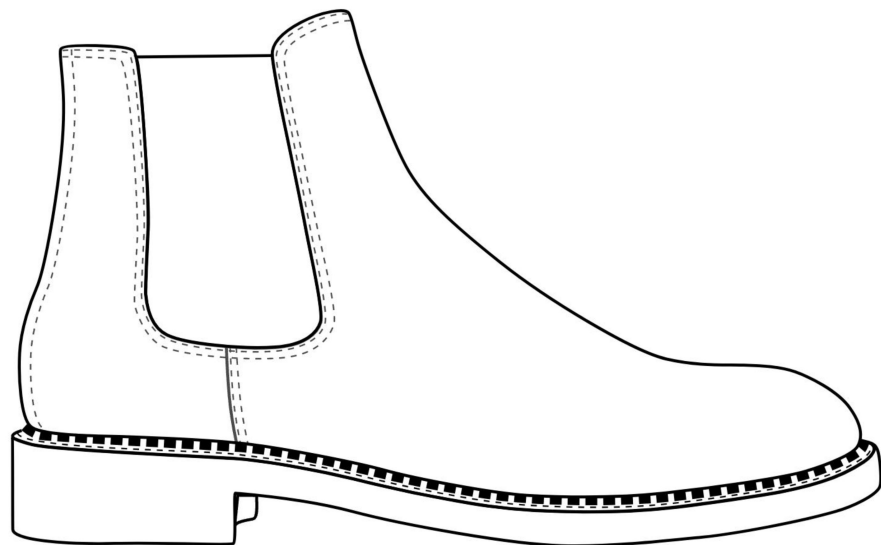
V1 by Techpacker	Aug 9, 2022 14:22:28
------------------	----------------------





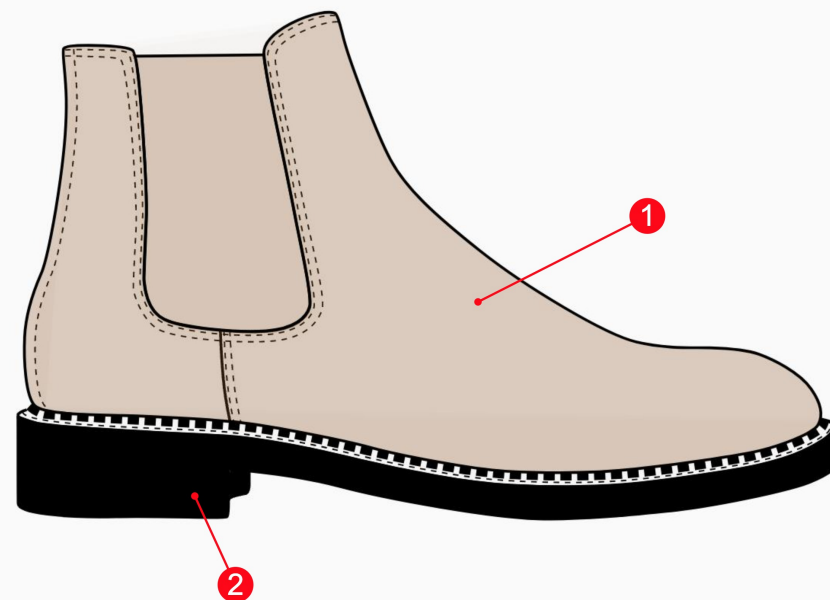
Sketches

Side view



Color ways

- 1 Pantone 4755 C Hex: #D7C4B7
- 2 Sole: Pantone Black C





Materials

Main fabric



Side panel



Thread



Soles



Leather for soles



Contact glue





Materials

Reinforcement tape



Steel shanks



Shoemaking nails





Materials

(*) Sample size is highlighted in darker green


	Description	UNITS/SIZE	MATERIAL	PLACEMENT	COLOR	SUPPLIER
	Main fabric	As per Requirement	Calf leather	All over body	Pantone 4755 C Hex: #D7C4B7	Fine leather working
	Side panel	As per Requirement	Boot elastic webbing	Sides	Pantone 4755 C Hex: #D7C4B7	Fine leather working
	Thread	2	Leather waxed sewing thread	All over body	Black	buckleguy.com
	Soles	2	High heel boots soles	Soles	Black	Alibaba
	Leather for soles	2	Cow leather	Soles	Tan	Great boot store
	Contact glue	1	Leather contact glue	As per Requirement	N/A	libertyleathergoods.com
	Reinforcement tape	1	Reinforcement tape for leather	As per Requirement	White	ABI tape
	Steel shanks	2	Steel	Sole	Black	Amazon.com





Materials

(*) Sample size is highlighted in darker green

	Description	UNITS/SIZE	MATERIAL	PLACEMENT	COLOR	SUPPLIER
	Shoemaking nails	As per Requirement	Steel	Sole	Black	Lazada

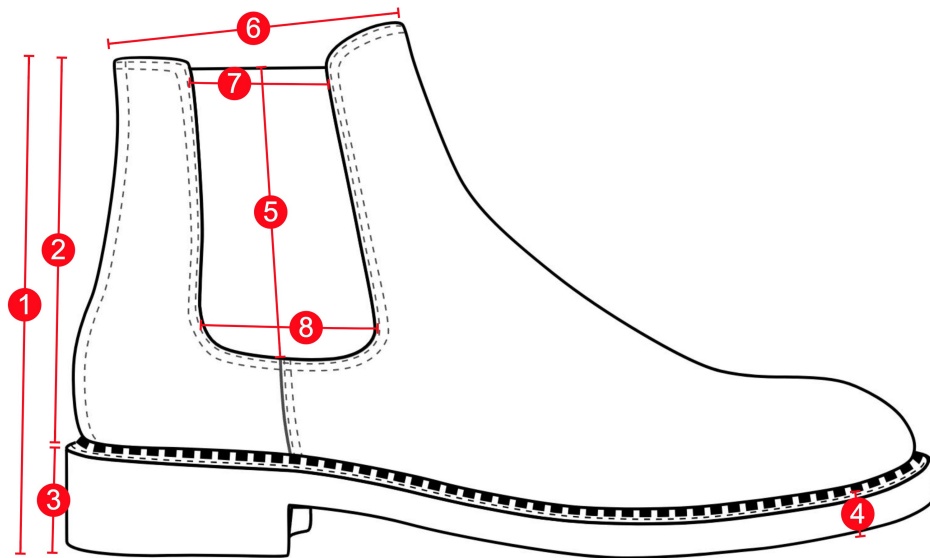




Measurements

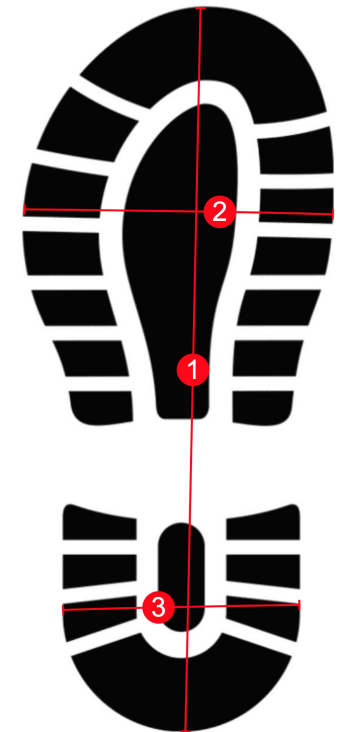
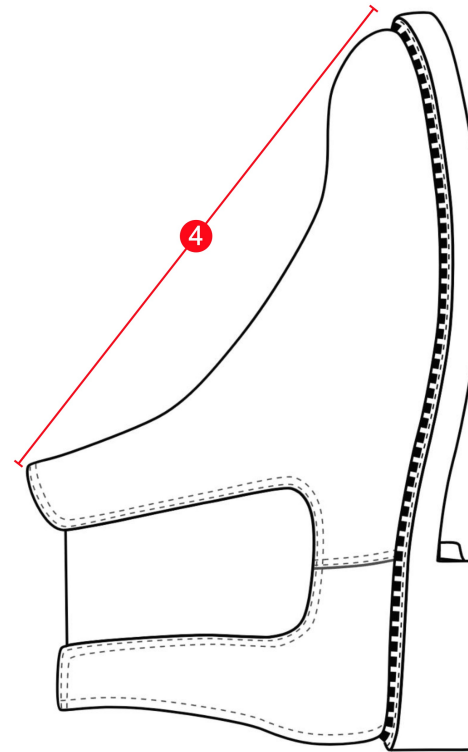
Height of shoe

- 1 Height of shoe
- 2 Top of shoe to top of the heel height
- 3 Heel height
- 4 Sole height
- 5 Side panel length
- 6 Shoe opening length
- 7 Side panel top width
- 8 Side panel bottom width



Shoe length

- 1 Shoe length
- 2 Shoe width
- 3 Heel width
- 4 Opening of shoe to toe





Measurements

(*) Sample size is highlighted in darker green

All measurements are in inches

Description	TOL(+)	TOL(-)	6	7	*8	9	10	11
Height of shoe	1/4	- 1/4	7 1/4	7 1/4	7 1/4	7 1/4	7 1/4	7 1/4
Top of shoe to top of the heel height	1/4	- 1/4	5 1/2	5 1/2	5 1/2	5 1/2	5 1/2	5 1/2
Heel height	1/4	- 1/4	1 1/2	1 1/2	1 1/2	1 1/2	1 1/2	1 1/2
Sole height	1/8	- 1/8	3/4	3/4	3/4	3/4	3/4	3/4
Side panel length	1/4	- 1/4	4 3/4	4 3/4	4 3/4	4 3/4	4 3/4	4 3/4
Shoe opening length	1/8	- 1/8	4 1/2	4 1/2	4 1/2	4 1/2	4 1/2	4 1/2
Side panel top width	1/8	- 1/8	2	2	2	2	2	2
Side panel bottom width	1/4	-1/4	2 1/2	2 1/2	2 1/2	2 1/2	2 1/2	2 1/2
Shoe length	1/4	- 1/4	9	9 1/2	10	10 1/2	11	11 1/2
Shoe width	1/4	- 1/4	3 3/4	3 3/4	4	4	4 1/4	4 1/4
Heel width	1/4	- 1/4	2 1/4	2 1/4	2 1/2	2 1/2	2 3/4	2 3/4
Opening of shoe to toe	1/8	- 1/8	8 3/4	9	9 1/4	9 1/2	9 3/4	10





Costing

Description	Consumption	Cost per unit	Total
Main fabric	1	15	15
Accent fabric	0.25	6	1.5
Thread	1	3	3
Soles	2	7	14
Leather for soles	1	10	10
Contact glue	1	2	2
Reinforcement tape	1	0.5	0.5
Steel shanks	2	5	10
Shoemaking nails	20	0.25	5
Labor	1	70	70
Labels and tags	2	2.5	5
Packaging	1	5	5
Total cost			141

